


# ROLLING WAVE PLANNING

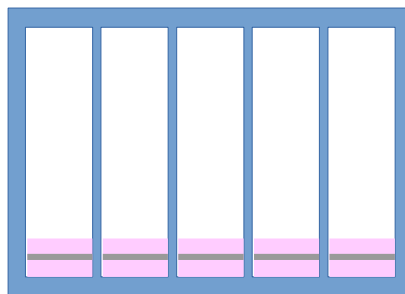
Planning in a “rolling wave” is a technique for simultaneously planning the near future in detail and at the same time being less detailed and precise the further away you look.




Start with a backlog.



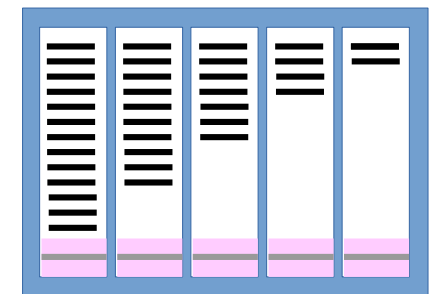
Divide time ahead in planning horizons.



Mean velocity and variation gives capacity (items/horizon).



Project decreasing amount of work items in each horizon.

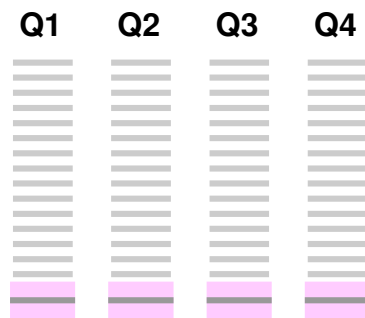


As things progress, gradually fill future horizons.

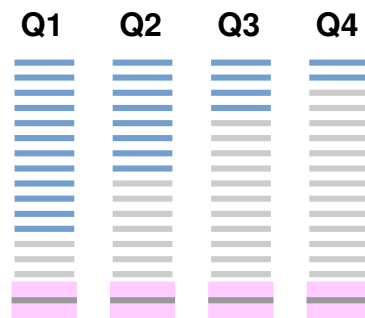
## Example:



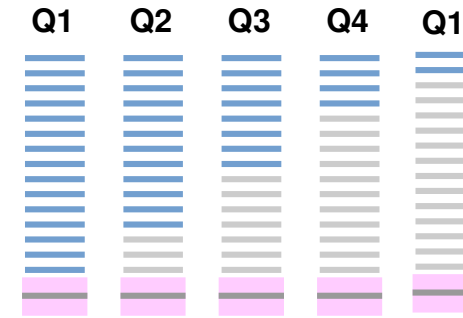
Backlog with features and initiatives



Average number of features per quarter, and features per initiative.



Fill next quarter to 80 %, then 50 %, 20 % and 10 %



Gradually fill current to 100 %, next to 80, 50, and 20, and start to fill new quarter to 10.

Q1:



Q2:



Q3:



Q4:



Rolling wave in the backlog tool.

